

॥ श्री ॥

Lincoln Industries Ltd.

SUBJECT TO KOLKATA JURISDICTION

P-36, INDIA EXCHANGE PLACE EXTN.
ROOM NO. 43, 2ND FLOOR
KOLKATA - 700 001
PHONE : 2225-4673 / 3353
FAX : 91-33-2225 4850 • GRAM : LINC EXP

Date

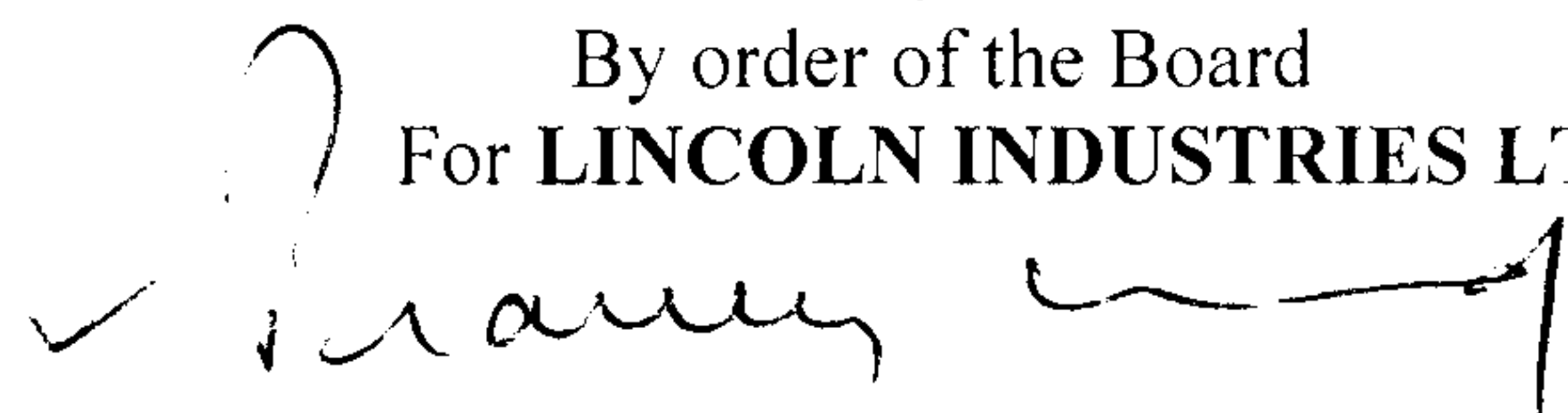
NOTICE

NOTICE is hereby given that the Annual General Meeting of the members of the Company will be held at the Registered Office of the Company at P-36, India Exchange Place Extn., 2nd Floor, Room No. 43, Kolkata- 700 001 on Friday, 31st day of August, 2012 at 10.00 A.M. to transact the following business:-

As Ordinary Business:

1. To consider and adopt the Balance Sheet as at 31st March 2012 and the Profit and Loss Account for the year ended on that date and the reports of the Board of Directors' and Auditors' thereon.
2. To appoint a director in place of Sri Prem Chand Dhandhanian who retires by rotation and being eligible offers himself for re-appointment.
3. To re-appoint M/s B K S & Co., Chartered Accountants to hold office from the conclusion of this Annual General meeting until the conclusion of the next Annual General meeting and to fix their remuneration.

Place: Kolkata
Date: 30th day of May, 2012

By order of the Board
For **LINCOLN INDUSTRIES LTD**

(PRAVEEN CHAND DHANDHANIA)

MANAGING DIRECTOR

NOTIES:

1. The Register of members and the share transfer books of the Company shall remain closed from 24th day of August, 2012 to 31st day of August, 2012 (both days inclusive)
2. *A member entitled to attend and vote at the meeting is entitled to appoint a proxy and vote instead of himself / herself and the proxy need not be a member of the company. However, the proxy forms duly filled up must be lodged with the company before 48 hours of the meeting.*
3. Please note that as per the notifications of SEBI, the company's equity shares have been under compulsory demat trading mode for all the investor. You are therefore, requested to demat your share holding to avoid inconvenience in future.

॥ श्री ॥

Lincoln Industries Ltd.

SUBJECT TO KOLKATA JURISDICTION

P-36, INDIA EXCHANGE PLACE EXTN.

ROOM NO. 43, 2ND FLOOR

KOLKATA - 700 001

PHONE : 2225-4573 / 3353

FAX : 91-33-2225 4850 • GRAM : LINC EXP

Date

4. Members are requested to :-

- a. Notify change of address, if any.
- b. Send query (ies), regarding audited accounts at least 10 days before the meeting.
- c. Bring with them their copy of the Annual Report in the meeting.

IMPORTANT COMMUNICATION TO MEMBERS

The Ministry of Corporate Affairs has taken a "Green Initiative in the Corporate Governance" by allowing paperless compliances by the companies and has issued circulars stating that service of notice/documents including Annual Report can be sent by e-mail to its members. To support this green initiative of the Government in full measure, members who have not registered their e-mail addresses, so far, are requested to register their e-mail addresses, in respect of electronic holdings with the Depository through their concerned Depository Participants.

Lincoln Industries Ltd.

SUBJECT TO KOLKATA JURISDICTION

P-38, INDIA EXCHANGE PLACE EXTN.
ROOM NO. 43, 2ND FLOOR
KOLKATA - 700 001

PHONE : 2225-4573 / 3353
FAX : 91-33-2225 4850 • GRAM : LINC EXP

Date

Directors' Report

to the members of M/s Lincoln Industries Ltd.

Your directors have pleasure in presenting the Annual Report and Audited statement of Accounts of the company for the year ended 31.03.2012.

FINANCIAL RESULTS:

	Year ended 31.03.2012	(Rs.in Lacs)	Year ended 31.03.2011
Total Revenue	5270.50		6077.59
Profit/ (Loss) before Tax	0.54		7.57
Profit/ (Loss) after Tax	(0.28)		5.46
Balance in Profit & Loss Account of Previous Year	85.93		80.57
Balance Carried to Balance Sheet	85.65		85.93

DIVIDEND:

The Directors regret their inability to recommend any dividend for the year under report

DIRECTORS:

Sri Prem Chand Dhandhanian retires by rotation and being eligible offer himself for re-appointment.

CONSERVATION OF ENERGY, TECHNOLOGY ABSORPTION AND FOREIGN EXCHANGE:

The particulars regarding conservation of energy, technology absorption, etc. in accordance with the provisions of Section 217(1)(e) of the Companies Act, 1956 read with the Companies (Disclosure of particulars in the report of Board of Directors) Rules, 1988 are enclosed and forms part of our report. The Company does not have any foreign exchange earning and outgo during the year under report.

PERSONNEL:

The Company did not have in its employment any employee as defined in Section 217(2A) of the Companies Act, 1956.

DEPOSIT:

The Company has not accepted any deposit pursuant to Section 58A of the Companies Act, 1956.

AUDITORS:

M/s B K S & Co., Chartered Accountants, auditors of the Company retire at the ensuing Annual General Meeting and are eligible for re-appointment.

AUDITORS' OBSERVATIONS:

Auditors' observations are duly dealt in notes on accounts and are self-explanatory.

DIRECTORS' RESPONSIBILITY STATEMENT:

Pursuant to the provisions of Section 217(2AA) of the Companies Act, 1956 the directors confirm:

- (a) that in the preparation of the annual accounts, the applicable accounting standards has been followed along with proper explanation relating to material departures;
- (b) that the directors had selected such accounting policies and applied them consistently and made judgements and estimates that are reasonable and prudent so as to give a true and fair view of the state of affairs of the Company at the end of the financial year and of the profit or loss of the Company for that period;
- (c) that the directors had taken proper and sufficient care for the maintenance of adequate accounting records in accordance with the provisions of this Act for safeguarding the assets of the Company and for preventing and detecting fraud and other irregularities;
- (d) that the directors had prepared the annual accounts on a going concern basis.

LISTING:

The Shares of the Company are listed at Calcutta and Delhi Stock Exchanges. The listing fee to all the stock exchanges are paid up-to-date

DEPOSITORY SYSTEM:

The Company's shares are under compulsory demat mode and hence the Company has entered into agreement with NSDL and CDSL and the shares of company are tradable in demat mode. Members are requested to dematerialize their holding for their operational convenience.

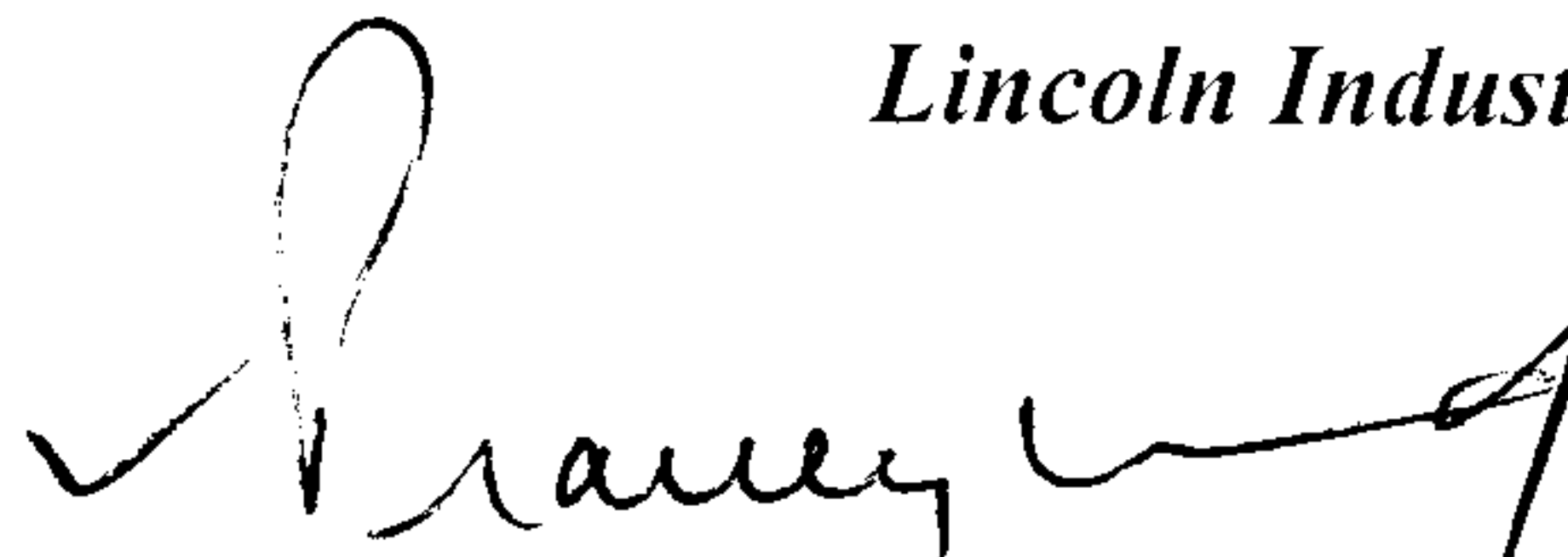
ACKNOWLEDGEMENT:


Industrial relation continues to be cordial during the year. Your directors acknowledge the continued support extended by the bankers, clients and employees of the Company.

Place: Kolkata

Dated: the 30th day of May, 2012

On behalf of the Board
Lincoln Industries Ltd


Managing Director


Director

ANNEXURE TO THE DIRECTORS REPORT

PARTICULARS REQUIRED UNDER SECTION 217 (1) (e) OF THE COMPANIES ACT, 1956, READ WITH THE COMPANIES (DISCLOSURE OF PARTICULARS IN THE REPORT OF BOARD OF DIRECTORS) RULES, 1988.

A. CONSERVATION OF ENERGY

Energy optimization schemes and pollution control measures have been fully incorporated in the design and engineering of the plant. The company continues to lay a great deal of emphasis on conservation of energy.

The company maintained satisfactory and acceptable pollution control measures and environmental management system during the year.

B. TECHNOLOGY ABSORPTION

Research & Development

The company has an in-house Research and Development Department which always keeps on adopting latest development in improving quality and productivity thereby making the products most cost effective.

Technology absorption, Adaptation and Innovation

The company has always been aware of the latest technological development and has adopted them to attain high levels of quality at lowest cost of production.

FOREIGN EXCHANGE EARNING AND OUTGO

Total foreign Exchange used and earned are:-

	2011-12 Rs.	2010-11 Rs.
	-----	-----
Used	NIL.	NIL.
Earned	NIL.	NIL.

M/s LINCOLN INDUSTRIES LIMITED
BALANCE SHEET AND
STATEMENT OF PROFIT & LOSS
FOR THE FINANCIAL YEAR 2011-12


Auditors' Report

To the Members,
LINCOLN INDUSTRIES LIMITED

1. We have audited the attached Balance Sheet of Lincoln Industries Limited as at 31st March, 2012 and also the Profit and Loss Account for the year ended on that date annexed thereto. These financial statements are the responsibility of the Company's management. Our responsibility is to express an opinion on these financial statements based on our audit.
2. **Management's Responsibility for the Financial Statements**
Management is responsible for the preparation of these financial statements that give a true and fair view of the financial position, financial performance and cash flows of the Company in accordance with the Accounting standards referred to in sub-section (3C) of section 211 of the Companies Act, 1956 ("the Act"). This responsibility includes the design, implementation and maintenance of internal control relevant to the preparation and presentation of the financial statements that give a true and fair view and are free from material misstatements, whether due to fraud or error.
3. **Auditor's Responsibility**
Our responsibility is to express an opinion on these financial statements based on our audit. We conducted our audit in accordance with the Standards on Auditing issued by the Institute of Chartered Accountants of India. Those Standards require that we comply with ethical requirements and plan and perform the audit to obtain reasonable assurance about whether the financial statements are free from material mis-statements.

An audit involves performing procedures to obtain audit evidence about the amounts and disclosures in the financial statements. The procedures selected depend on the auditor's judgment, including the assessment of the risks of material misstatements of the financial statements, whether due to fraud or error. In making those risk assessments, the auditor considers internal control relevant to the Company's preparation and fair presentation of the financial statements in order to design audit procedures that are appropriate in the circumstances. An audit also includes evaluating the appropriateness of the accounting policies used and the reasonableness of accounting estimates made by management, as well as evaluating the overall presentation of the financial statements.

We believe that the audit evidence we have obtained is sufficient and appropriate to provide a basis for our audit opinion.
4. As required by the Companies (Auditor's Report) Order 2004 issued by the Central Government of India in terms of sub-section (4A) of section 227 of the Companies Act, 1956 and on the basis of such checks as considered appropriate and according to the information and explanations given to us during the course of our audit, we enclose in the Annexure hereto a statement on the matters specified in paragraphs 4 and 5 of the said Order to the extent applicable.






Chartered Accountants




5. As required by section 227 (3) of the Act, we report that:
- We have obtained all the information and explanations, which to the best of our knowledge and belief were necessary for the purposes of our audit;
 - In our opinion proper books of account as required by law have been kept by the Company so far as appears from our examination of those books;
 - The Balance Sheet and Profit Loss Account dealt with by this report are in agreement with the books of account;
 - In our opinion the Balance Sheet and Profit and Loss Account dealt with by this report comply with the mandatory Accounting Standards referred in sub-section (3C) of section 211 of the Companies Act, 1956;
 - On the basis of written representations received from the director, as on 31st March, 2012 and taken on record by the Board of Directors, we report that none of the directors is disqualified as on date mentioned above from being appointed as directors in terms of clause (g) of sub-section (1) of section 274 of the Companies Act 1956;
6. In our opinion and to the best of our information and according to the explanations given to us, the said accounts read together with the Significant Accounting Policies and other notes thereon give the information required by the Companies Act, 1956, in the manner so required, and present a true and fair view, in conformity with the accounting principles generally accepted in India:
- In the case of Balance Sheet, of the state of affairs of the Company as at 31st March, 2012;
 - In the case of the Profit and Loss Account, of the Profit/(Loss) for the period ended on that date; and
 - In the case of the Cash Flow Statement, of the Cash Flows for the year ended on that date.

For **B K S & CO**
Chartered Accountant

Place: Kolkata
Dated: 30/05/2012





(Binay Kumar Singhania/Partner)
Firm Registration # 325718E
Membership # 057889

ANNEXURE TO THE AUDIT REPORT

With reference to the Annexure referred to in Paragraph 4 of the report of the Auditors to the Members of Lincoln Industries Limited for the year ended 31st March, 2012, we report that:

- 1) In respect of its fixed assets:
 - a) The Company has maintained proper records showing full particulars including quantitative details and situation of fixed assets on the basis of available information.
 - b) As explained to us, the fixed assets have been physically verified by the management during the year in a phased periodical manner, which in our opinion is reasonable, having regard to the size of the Company and nature of its assets. No discrepancies were noticed on such physical verification.
 - c) In our opinion, the Company has not disposed of substantial part of fixed assets during the year and the going concern status of the Company is not affected.
- 2) In respect of its inventories:
 - a. As explained to us, inventories have been physically verified by the management at regular intervals during the year.
 - b. In our opinion and according to the information and explanations given to us, the procedures of physical verification of inventories followed by the management are reasonable and adequate in relation to the size of the Company and the nature of its business.
 - c. The Company has maintained proper records of inventories. As explained to us, there were no material discrepancies noticed on physical verification of inventory as compared to the book records.
- 3) In respect of loans, secured or unsecured, granted or taken by the Company to/from companies, firms or other parties covered in the register maintained under Section 301 of the Companies Act, 1956:
 - a) The Company has not granted any loans to and/ or taken loans from parties covered under section 301 of The Companies Act, 1956 during the year.
- 4) In our opinion and according to the information and explanations given to us, there are adequate internal control procedures commensurate with the size of the Company and the nature of its business for the purchase of inventory, fixed assets and also for the sale of goods. During the course of our audit, we have not observed any weaknesses in internal controls.






- 5) In respect of transactions covered under Section 301 of the Companies Act, 1956:
- a) In our opinion and according to the information and explanations given to us, there were transactions made in pursuance of contracts or arrangements, that needed to be entered into in the register maintained under Section 301 of the Companies Act, 1956, and particulars of the transactions have been entered in the register.
- b) In our opinion and according to the information and explanations given to us, there were transactions made in pursuance of contracts or arrangements, that needed to be entered into in the register maintained under Section 301 of the Companies Act, 1956, however the transactions have been made at the reasonable prevailing market prices at the relevant time.
- 6) The Company has not accepted any deposits from the public within the meaning of the provisions of section 58A, 58AA or any other relevant provisions of the Companies Act, 1956.
- 7) In our opinion, the internal audit system of the Company is commensurate with its size and nature of its business.
- 8) The Central Government has not prescribed maintenance of Cost Records under Section 209 (1) (d) of the Companies Act, 1956 in respect of nature of goods dealt by the Company.
- 9) In respect of statutory dues:
- a) According to the records of the Company, no undisputed statutory dues including Provident Fund, Investor Education and Protection Fund, Employees' State Insurance, Income-Tax, Sales-tax, Wealth Tax, Customs Duty, Excise Duty, Cess and other statutory dues were remained unpaid for a period exceeding six months. According to the information and explanations given to us, no undisputed amounts payable in respect of the aforesaid dues were outstanding as at 31st March, 2012 for a period of more than six months from the date of becoming payable.
- b) According to the record of the company, there are no dues outstanding of sales tax, income tax, Wealth Tax, Customs Duty, Excise Duty, Cess and other statutory dues on account of dispute, other than the following:

Name of the statute	Nature of dues	Amount (Rs.)	Period to which the amount relates	Forum where dispute is pending
		-----NIL-----		


- 10) The company has no accumulated losses at the end of the financial year and has not incurred cash losses during financial year.





- 11) The company has maintained proper records of the transactions and contracts and timely entries have been made therein. There is no investment made by the company in shares, securities and therefore the clause is not applicable to the company.
- 12) Based on our audit procedures and according to the information and explanation given to us, we are of the opinion that the Company has not defaulted in repayment of dues to financial institutions, banks or debenture holders.
- 13) In our opinion and according to the information and explanation given to us, no loans and advances have been granted by the Company on the basis of security by way of pledge of shares, debentures and other securities.
- 14) In our opinion, the Company is not a chit fund or a nidhi /mutual benefit fund/ society. Therefore, clause 4(xiii) of the Companies (Auditor's Report) Order 2004 is not applicable to the Company.
- 15) The Company has not given guarantees for loans taken by others from banks or financial institutions.
- 16) The Company has not raised any term loans during the year.
- 17) According to the information and explanations given to us and on an overall examination of the Balance Sheet of the Company, we are of the opinion that the Company has not utilized fund from short-term sources towards repayment of long-term borrowings and acquisition of fixed assets.
- 18) According to the information and explanations given to us and on an overall examination of the Books of Accounts the Company has not made preferential allotment of shares to parties and companies covered in the Register maintained under Section 301 of the Companies Act, 1956.
- 19) No debentures has been issued by the company therefore creation of securities in respect thereof is not applicable.
- 20) The Company has not raised any money by way of public issue during the year.
- 21) In our opinion and according to the information and explanations given to us, no fraud on or by the Company has been noticed or reported during the year that causes the financial statements to be materially misstated.

Place: Kolkata
Dated: 30/05/2012



For **B K S & CO**
Chartered Accountant

B Singhania

(Binay Kumar Singhania/Partner)

Firm Registration # 325718E

Membership No. 057889

LINCOLN INDUSTRIES LIMITED
P-36, INDIA EXCHANGE PLACE EXTN, ROOM # 43, 2ND FLOOR, KOLKATA -700001
BALANCE SHEET AS AT 31ST MARCH, 2012

Particulars	Note No.	Figures as at the end of current reporting period	Figures as at the end of previous reporting period
		₹	₹
I. EQUITY AND LIABILITIES			
(1) Shareholder's Funds			
(a) Share Capital	3	52,450,000	52,450,000
(b) Reserves and Surplus	4	13,670,806	12,925,531
(2) Share Application money pending allotment			
(3) Non-Current Liabilities			
(a) Long-Term Borrowings	5	648,833	648,833
(b) Deferred Tax Liabilities (Net)		783,969	701,980
(4) Current Liabilities			
(a) Short-Term Borrowings	6	56,074,864	31,403,714
(b) Trade Payables	7	28,550,696	-
(c) Other Current Liabilities	8	21,603,265	7,197,701
(d) Short-Term Provisions	9	80,362	80,362
Total Equity & Liabilities		173,862,795	105,408,121
II. ASSETS			
(1) Non-Current Assets			
(a) Fixed Assets			
(i) Gross Block	10	61,256,511	60,049,856
(ii) Depreciation		25,091,174	20,482,825
(iii) Net Block		36,165,337	39,567,031
(b) Non-current investments	11	803,000	803,000
(c) Deferred tax assets (net)		-	-
(d) Long term loans and advances	12	1,126,966	1,126,966
(e) Other non-current assets	13	20,000	30,000
(2) Current Assets			
(a) Inventories	14	85,852,432	17,354,859
(b) Trade receivables	15	24,310,055	40,264,727
(c) Cash and cash equivalents	16	22,421,735	1,706,498
(d) Short-term loans and advances	17	3,163,271	4,555,040
(e) Other current assets		-	-
Total Assets		173,862,795	105,408,121

NOTES TO ACCOUNTS

2

Schedules referred to above and notes attached thereto form an integral part of Balance Sheet
This is the Balance Sheet referred to in our Report of even date.

FOR BKS & CO.
CHARTERED ACCOUNTANTS

B Singhania
(CA. BINAY KUMAR SINGHANIA / PARTNER)



Membership No.: 057889
Firm Reg. No.: 325718E
Place: Kolkata
Dated: 30/05/2012

FOR LINCOLN INDUSTRIES LIMITED

FOR LINCOLN INDUSTRIES LIMITED

Man Chand Thandhan
Director

Praveen
Director

DIRECTORS

Sr. No.	Particulars	Note No.	Figures as at the end of current reporting period	Figures as at the end of previous reporting period
			₹	₹
I	Revenue from operations	18	525,933,128	606,305,623
II	Other Income	19	1,116,573	1,452,883
III	III. Total Revenue (I + II)		527,049,701	607,758,506
IV	Expenses:			
	Cost of Materials Consumed	20	470,115,659	400,337,996
	Purchase of Stock-in-Trade	21	108,861,334	193,777,048
	Changes in inventories of Finished Goods, Work-in-Progress and Stock-in-Trade	22	(67,838,202)	(1,547,117)
	Employee Benefit Expense	23	2,104,223	2,329,023
	Financial Costs	24	4,570,607	3,129,026
	Depreciation and Amortization Expense	25	4,618,349	5,087,791
	Other Administrative Expenses	26	4,564,193	3,887,569
	Total Expenses (IV)		526,996,164	607,001,336
V	Profit before exceptional and extraordinary items and tax	(III - IV)	53,537	757,170
VI	Exceptional Items		-	-
VII	Profit before extraordinary items and tax (V - VI)		53,537	757,170
VIII	Extraordinary Items		-	-
IX	Profit before tax (VII - VIII)		53,537	757,170
X	Tax expense:			
	(1) Current tax		-	-
	(2) Deferred tax		81,989	210,772
XI	Profit/(Loss) from the period from continuing operations	(IX-X)	(28,452)	546,398
XII	Profit/(Loss) from discontinuing operations		-	-
XIII	Tax expense of discounting operations		-	-
XIV	Profit/(Loss) from Discontinuing operations (XII - XIII)		-	-
XV	Profit/(Loss) for the period (XI + XIV)		(28,452)	546,398
XVI	Earning per equity share:			
	(1) Basic		(0.12)	2.23
	(2) Diluted		(0.12)	2.23

Schedules referred to above and notes attached thereto form an integral part of Profit & Loss Statement
This is the Statement of Profit & Loss referred to in our Report of even date.

FOR BKS & CO.
CHARTERED ACCOUNTANTS

B. Singhania

(CA. BINAY KUMAR SINGHANIA / PARTNER)



Membership No.: 057889
Firm Reg. No.: 325718E
Place: Kolkata
Dated: 30/05/2012

FOR LINCOLN INDUSTRIES LIMITED

DIRECTORS

For LINCOLN INDUSTRIES LIMITED

Pran Chandra Choudhary

For LINCOLN INDUSTRIES LIMITED

Praveen

Director

LINCOLN INDUSTRIES LTD.
CASH FLOW STATEMENT AS AT 31st MARCH, 2012

DESCRIPTION	Figures as at the end of current reporting period		Figures as at the end of previous reporting period	
Flow From Operating Activities.				
Profit Before Tax	53,537		757,170	
Non cash Items				
Depreciation	4,608,349	4,661,886	5,077,791	5,834,961
Provision for				
Losses on sale of Fixed Assets				52,356
Interest Paid		4,475,850		1,868,886
Interest Received		(1,098,033)		(1,260,140)
Capital Expenditure		10,000		10,000
Profit on Sale of Fixed Assets		-		(70,392)
Operating Profit before working capital changes		8,049,704		6,435,671
Adjustment for Working Capital changes				
Change in Trade Debtors	(68,497,573)		(1,236,810)	
Change in Debtors	15,954,672		(9,402,118)	
Change in Advances & Prepayments	1,391,769		(1,290,924)	
Change in Provisions	-		(86,036)	
Change in Creditors	42,956,260	(8,194,872)	6,095,256	(5,920,632)
Net Cash generated from Operations		(145,168)		515,039
Extraordinary Items				
Grant from Government		773,727		
Tax Paid				10,245
Flow before prior period adjustments		628,559		504,794
Prior period adjustments				
Cash Flow from operating activities		628,559		504,794
Cash Flow from Investing Activities				
Acquisition of fixed Assets	(1,206,655)		(596,030)	
Disposal of Fixed Assets	-		475,211	
Interest Received	1,098,033		1,260,140	
Dividend of Investment	-		-	
Cash from Investing Activities		(108,622)		1,139,321
Cash Flow from Financing Activities				
Proceeds from issue of Share Capital	-			
Borrowed Loan	24,671,150		(3,374,714)	
Interest Paid	(4,475,850)		(1,868,886)	
Cash from Financing Activities		20,195,300		(5,243,599)
Summary Statements				
Cash and Cash equivalent as at 01.04.2011		1,706,498		5,305,983
Change in Cash Flow during the year (A+B)		20,715,236		(3,599,484)
Cash and Cash equivalent as at 31.03.2012		22,421,735		1,706,498

Notes: 1) Figures in brackets are out flows/deductions
2) Previous year's figures have been regrouped wherever necessary

BKS & CO
Chartered Accountants

B. Singhania
B. Singhania / Partner)

Membership No 057889

Firm Registration No.:325718E

Office: Kolkata

Dated: 30/05/2012



For LINCOLN INDUSTRIES LIMITED
Munim Chandra Nath
Director
LINCOLN INDUSTRIES LIMITED
Pranay Chandra
Director

DIRECTORS

Corporate Information

Company is mainly engaged in the business of Ginning, Pressing & Oil Mill at its operating plant at Bhuna, Haryana and Registered & Head Office of the company is situated at P-36, India Exchange Place Extn, Room # 43, 2Nd Floor, Kolkata -

Significant Accounting Policies**Basis of accounting and preparation of financial statements**

Financial statements of the Company have been prepared in accordance with the Generally Accepted Accounting Principles in India (Indian GAAP) to comply with the Accounting Standards notified under the Companies (Accounting Standards) Rules, 2006 (as amended) and the relevant provisions of the Companies Act, 1956. The financial statements have been prepared on accrual basis under the historical cost convention. The accounting policies adopted in the preparation of the financial statements are consistent with those followed in the previous year.

2.2 Use of estimates

Preparation of the financial statements in conformity with Indian GAAP requires the Management to make estimates and assumptions considered in the reported amounts of assets and liabilities (including contingent liabilities) and the reported income and expenses during the year. The Management believes that the estimates used in preparation of the financial statements are prudent and reasonable. Future results could differ due to these estimates and the differences between the actual results and the estimates are recognised in the periods in which the results are known / materialise.

2.3 Valuation of Inventory

Inventory are valued at cost or net realizable value whichever is lower.

2.4 Cash Flow Statement

Cash flows are reported using the indirect method, whereby profit / (loss) before extraordinary items and tax is adjusted for the effects of transactions of non-cash nature and any deferrals or accruals of past or future cash receipts or payments. Cash flows from operating, investing and financing activities of the Company are segregated based on the available information.

2.5 Depreciation

Depreciation on fixed assets has been provided on W.D.V method at the rates and in the manner prescribed in schedule II of the Companies Act, 1956

2.6 Recognition of Income & Expenditure

Income and Expenditure are recognised on Accrual Basis.

2.7 Fixed Assets

Assets are stated at cost less accumulated depreciation. Cost includes all expenses relating to acquisition and installation of the concerned assets and any attributable cost of bringing the asset to condition of its intended use.

2.8 Government Grants & Subsidies

Government grants in the nature of promoters' contribution like investment subsidy, where no repayment is ordinarily expected in respect thereof, are treated as capital reserve.

2.9 Investments

Long Term & unquoted investment share are valued at cost.

2.10 Retirement Benefits

Provision has not been made for gratuity as the company has no liability for gratuity.

2.11 Earning Per Share

Profit available for equity shareholders

(Numerator used for Calculation of EPS)



	<u>31.03.2012</u>	<u>31.03.2011</u>
Profit available for equity shareholders	(28,452)	546,398

Equity Shares	245,000	245,000
Factor used for Calculating EPS)		
Dividend per share of Rs.10/- each	(0.12)	2.23

11

2.12 Deferred Tax

Setting the deferred tax assets on brought forward losses and unabsorbed depreciation against the deferred tax on timing difference of depreciation and brought forward losses, there remains net deferred tax liabilities as on 31.03.2012. The amount of such deferred tax liabilities has been recognised in the books of account on consideration of Accounting Standard - 22

2.13 Contingent Liabilities Annual Statement Of Accounts

Contingent liabilities not provided for in the accounts and are separately shown here under:

Preference shareholders have communicated with the company for not distributing the dividend on Preference Shares. The company has agreed to their request. The company may have to incur the dividend liability in the future and the same may be treated as Contingent Liability.

	<u>31.03.2012</u>	<u>31.03.2011</u>
Contingent Liability	Nil	Nil
Contracted amount of contracts remaining to be executed (Contractual liabilities)	Nil	Nil
Contracted on Capital Account and not provided for (Contractual liabilities)	-	-

2.14

As identified from the available information, there are no dues to small scale industrial undertakings which require to be paid.

The company has not received any memorandum (as required to be filed by the suppliers with the notified authority under the Micro, Small and Medium Enterprises Development Act, 2006) claiming their status as micro, small or medium enterprises. Consequently the amount paid/payable to these parties during the year is nil.

2.15 Regrouping of Income And Expenses

Items of previous year have been regrouped and stated in line with the current years presentation. This re-grouping has no effect on reported profits.

2.16 Related Party Transactions

The list of related parties over which control of the company exist - None.

Name of the related parties with whom the transactions were carried out with the company.

Name of the Related parties

Praveen Chand Dhandhania

Relationship

Key management Personnel (KMP)

Transaction during the year with Related Parties :-

Nature of the Transaction	Associate	KMP	Total Amounts
Rent Payable		0.6	0.6
Directors Remuneration		0.6	0.6
Total		1.2	1.2

2.17

Information pursuant to paragraph 3, 4C, & 4D of Part II of Sch VI of The Companies Act, 1956 is attached.



LINCOLN INDUSTRIES LIMITED

Information pursuant to the Provisions of Paragraph 3, 4C & 4D of Part II of Schedule VI to the Companies Act, 1956

Quantitative information of goods manufactured / traded :

1) **LICENSED, INSTALLED CAPACITY & PRODUCTION**

Products	Units	Licensed Capacity	Installed Capacity	Production
Cotton	Qntls.	----	48 R/G 3 S/G	33269.87 (27599.58)
Cotton Seeds	Qntls.	----	----	57274.54 (49068.78)
C/Seed Oil Cake	Qntls.	----	12 Expellers	40167.96 (20803.31)
C/Seed Oil	Qntls.	----	----	5470.12 (2204.985)

OPENING STOCK, PRODUCTION, SALES, CONSUMPTION & CLOSING STOCK OF MANUFACTURING A/C

ITEM	OP. STOCK		PRODN.		Sales		Consumed		Closing Stock	
	Qtls.	Amount	Qtls.	Qtls.	Amount	Qtls.	Qtls.	Qtls.	Amount	
Cotton	143.53 (289.80)	1,269,000 (2,269,357)	33269.87 (27599.50)	32106.34 (27745.85)	307,828,034 (335,369,725)	1307.06 (143.53)	12,039,595 (1,269,000)			
Cotton Seed	1477.50 (2167.47)	2,514,587 (3,112,487)	57274.54 (49068.72)	11817.12 (29708.22)	21,326,714 (46,455,964)	162.90 (1477.50)	274,293 (2,514,587)			
C/Seed Oil Cake	676.00 (331.11)	957,669 (419,942)	40167.96 (20803.31)	40272.76 (20458.42)	55,349,639 (25,832,625)	571.20 (676.00)	809,724 (957,669)			
C/seed Oil	458.37 (201.06)	2,536,821 (803,202)	5470.12 (2204.99)	5451.14 (1947.68)	31,577,287 (9,400,179)	477.35 (458.37)	3,029,478 (2,536,821)			



1) OPENING STOCK, PURCHASES, SALES, & CLOSING STOCK OF TRADING A/C

ITEM	Unit	OP. STOCK		Purchase		Sales		Consumed		Cl. STOCK	
		Units	Amount	Units	Amount	Units	Amount	Units	Amount	Units	Amount
Cotton	Bales	Nil	Nil	5490	81,677,259	5490	86,768,046	Nil	Nil	Nil	Nil
		Nil	Nil	(7945.00)	(184,892,220)	(7945.00)	(185,604,247)	Nil	Nil	Nil	Nil
Cotton Seed	Bags	Nil	Nil	354	276,208	Nil	Nil	354	276,208	Nil	Nil
		Nil	Nil	(9255.00)	(5,444,196)	Nil	Nil	(9255.00)	(5,444,196)	Nil	Nil
Guwar Seed	Bags	Nil	Nil	Nil	Nil	Nil	Nil	Nil	Nil	Nil	Nil
		(4)	(6,820)	Nil	Nil	(4)	(9,360)	Nil	Nil	Nil	Nil
Mustard Seed	Bags	Nil	Nil	902	1,865,580	Nil	Nil	Nil	Nil	902	1,865,580
		Nil	Nil	Nil	Nil	Nil	Nil	Nil	Nil	Nil	Nil
Yarn	Kgs	Nil	Nil	142885.60	25,042,287	128893.50	22,782,771	Nil	Nil	13992.10	2,568,624
		Nil	Nil	(19629.18)	(3,440,632)	(19629.18)	(3,526,188)	Nil	Nil	Nil	Nil

III) VALUE OF IMPORTS DURING THE YEAR

2011-12 2010-11
 AMOUNT AMOUNT
 NIL NIL

IV) EXPENDITURE IN FOREIGN CURRENCIES

NIL NIL

V) EARNINGS IN FOREIGN EXCHANGE

NIL NIL



VI) DETAILS OF RAW MATERIALS CONSUMED

	<u>2011-12</u> QNTLS	<u>2011-12</u> AMOUNT	<u>2010-11</u> QNTLS	<u>2010-11</u> AMOUNT
NARMA	91274.17	400581920.87	78259.52	385392746.62
COTTON SEED	160.10	276208.00	3996.72	5444196.00

VII) BREAK UP OF CONSUMPTION OF RAW MATERIALS AND SPARE PARTS

	<u>2011-12</u> %	<u>2011-12</u> AMOUNT	<u>2010-11</u> %	<u>2010-11</u> AMOUNT
INDIGENOUS	100%	400858128.87	100%	390836942.62
IMPORTED	Nil	Nil	Nil	Nil

VIII) REMITTANCES (NET OF TAX) IN FOREIGN CURRENCIES ON ACCOUNT OF DIVIDEND

NIL

NIL



LINCOLN INDUSTRIES LIMITED

Notes Forming Integral Part of the Balance Sheet as at 31st March, 2012

	₹	₹
Particulars	Current Year	Previous Year
3 Share Capital		
<u>AUTHORIZED CAPITAL</u>		
10,00,000 Equity Shares of Rs. 10/- each.	10,000,000	10,000,000
5,00,000 6% Non-Cumulative Redeemable Preference shares of Rs. 100/- each	50,000,000	50,000,000
	60,000,000	60,000,000
<u>ISSUED CAPITAL</u>		
245000 Equity Shares of Rs.10/- each	2,450,000	2,450,000
500000 6% Non-Cumulative Redeemable Preference shares of Rs. 100/- each	50,000,000	50,000,000
	52,450,000	52,450,000
<u>SUBSCRIBED & FULLY PAID UP CAPITAL</u>		
245000 Equity Shares of Rs.10/- each	2,450,000	2,450,000
500000 6% Non-Cumulative Redeemable Preference shares of Rs. 100/- each	50,000,000	50,000,000
	52,450,000	52,450,000
Total in ₹	52,450,000	52,450,000

Details of shares held by each shareholder holding more than 5% shares:

	Current Year	Previous Year
Class of shares / Name of shareholder / % of Holding	Number	Number
Equity Shares		
Mukul Dhandhanian 6.73%	16,500	16,500
Master Prateet Dhandhanian 8.65%	21,200	21,200
Praveen Chand Dhandhanian 7.98%	19,550	19,550
Dhancot Fibres Ltd. 40.82%	100,000	100,000
Prem Chand Dhandhanian (HUF) 9.39%	23,000	23,000
Pravesh Dhandhanian 9.80%	24,000	24,000
Premlata Dhandhanian 6.49%	15,900	15,900
Seema Dhandhanian 7.37%	18,050	18,050
Preference Shares		
Anklt Dealers Pvt. Ltd. 10.00%	50,000	50,000
Drake Commercial Pvt. Ltd. 7.00%	35,000	35,000
Dhancot Fibres (P) Ltd 30.00%	200,000	150,000



LINCOLN INDUSTRIES LIMITED

Notes Forming Integral Part of the Balance Sheet as at 31st March, 2012

4 Reserve & Surplus	₹	₹
Particulars	Current Year	Previous Year
Capital Reserve	4,866,056	4,092,329
Balance brought forward from previous year	4,092,329	4,092,329
Add: Subsidy Received	773,727	-
Export Profit Reserve	240,000	240,000
Surplus / (Deficit) in Statement of Profit & Loss	8,564,750	8,593,202
Balance brought forward from previous year	8,593,202	8,057,048
Less: Tax on Regular Assessment Paid	-	(10,245)
Add: Profit / (Loss) for the period	(28,452)	546,398
Total in ₹	13,670,806	12,925,531

5 Long Term Borrowings	₹	₹
Particulars	Current Year	Previous Year
Other Loans & Advances	648,833	648,833
Total in ₹	648,833	648,833

6 Short Term Borrowings	₹	₹
Particulars	Current Year	Previous Year
Loan Repayable on Demand - From Bank	56,074,864	31,403,714
Note :- Working Capital Facility from Bank is Secured by hypothecation on all stocks of the Company and additionally secured by way of hypothecation of the entire movable machinery installed/to be installed in the factory. The said facilities are further secured by equitable mortgage of property standing in the name of the Director and also by his personal guarantee.		
Total in ₹	56,074,864	31,403,714

7 Trades Payable	₹	₹
Particulars	Current Year	Previous Year
Trade Payable for Goods	28,550,696	-
Total in ₹	28,550,696	-



17

LINCOLN INDUSTRIES LIMITED


Notes Forming Integral Part of the Balance Sheet as at 31st March, 2012

8 Other Current Liabilities

Particulars	₹	₹
	Current Year	Previous Year
Liabilities for Expenses	1,856,302	1,541,131
Liabilities for Other Finance	646,963	156,570
Advance from Customers	19,100,000	5,500,000
Total in ₹	21,603,265	7,197,701

9 Short Term Provisions

Particulars	₹	₹
	Current Year	Previous Year
Provision For Taxation	33,000	33,000
Provision For FBT	47,362	47,362
Total in ₹	80,362	80,362



LINCOLN INDUSTRIES LIMITED
Notes Forming Integral Part of the Balance Sheet as at 31st March, 2012

Note : 10 Fixed Asset

₹

Sr. No	Particulars	Rate	Gross Block			Depreciation			Net Block	
			Value at the beginning	Addition during the year	Deduction during the year	Value at the end	Value at the beginning	Addition during the year	Deduction during the year	WDV as on 31.12.2012
	Tangible Assets									
	Assets under Lease		24,620	-	-	24,620	-	-	24,620	24,620
	Land									
	Owned Tangible Assets									
	Factory Building	10.00	977,180			977,180	36,640	-	647,421	329,759
	Office Building	5.00	753,904			753,904	22,232	-	331,487	422,417
	Building	5.00	15,086,557			15,086,557	588,574	-	3,903,653	11,182,904
	Plant & Machinery	13.91	41,107,869	1,206,655		42,314,524	3,715,391		18,874,603	23,439,921
	Vehicles	25.89	1,217,847			1,217,847	193,308		664,504	553,343
	Cycle	20.00	7,150			7,150	361		5,707	1,443
	Computer	40.00	255,767			255,767	7,820		244,038	11,729
	Furniture & Fixture	18.10	618,962			618,962	44,023		419,762	199,201
	Total (Current Year)		60,049,856	1,206,655	-	61,256,511	4,608,349	-	25,091,174	36,165,337
	(Previous Year)		60,383,566	596,030	929,740	60,049,856	5,077,791	472,565	20,482,825	39,567,031
										44,505,967



LINCOLN INDUSTRIES LIMITED

Notes Forming Integral Part of the Balance Sheet as at 31st March, 2012

Note : 11 Non Current Investment

Sr. No	Particulars	₹	₹
		Current Year	Previous Year
1	Investment in Equity Instrument	800,000	800,000
2	Investment in Government or Trust Securities	3,000	3,000
	Total in ₹	803,000	803,000

Note : 12 Long Term Loans and Advances

Sr. No	Particulars	₹	₹
		Current Year	Previous Year
	Security Deposit Unsecured, Considered Good	1,126,966	1,126,966
	Total in ₹	1,126,966	1,126,966

Note : 13 Other Non Current Assets

Sr. No	Particulars	₹	₹
		Current Year	Previous Year
1	Miscellaneous Expenditure	20,000	30,000
	Total in ₹	20,000	30,000

Note : 14 Inventories

Sr. No	Particulars	₹	₹
		Current Year	Previous Year
1	Raw Materials	64,121,185	9,592,200
2	Finished Goods	16,153,090	7,278,077
3	Trading Goods	4,434,204	-
4	Packing Materials	647,351	281,972
5	Store	496,602	202,610
	Total in ₹	85,852,432	17,354,859

Note : 15 Trade Recievables

Sr. No	Particulars	₹	₹
		Current Year	Previous Year
1	Outstanding for more than six months		
	a) Secured, Considered Good :	-	-
	b) Unsecured, Considered Good :	-	-
	c) Doubtful	-	-
2	Others		
	a) Secured, Considered Good :	-	-
	b) Unsecured, Considered Good :	24,310,055	40,264,727
	c) Doubtful	-	-
	Total in ₹	24,310,055	40,264,727



LINCOLN INDUSTRIES LIMITED


Notes Forming Integral Part of the Balance Sheet as at 31st March, 2012

Note : 16 Cash & Cash Equivalent

Sr. No	Particulars	₹	₹
		Current Year	Previous Year
1	Cash-in-Hand		
	Cash Balance	1,735,555	1,288,475
	Petty Cash Balance	-	-
	Sub Total (A)	1,735,555	1,288,475
2	Bank Balance		
	Bank Balance (with scheduled bank)		
	TMB LTD.	446,517	239,313
	PNB LTD.	44,121	44,121
	SBBJ	141,076	16,496
	PNB LTD.	10,407	38,181
	SBOP	20,012,391	47,941
	ICICI BANK	31,667	31,971
	Sub Total (B)	20,686,179	418,023
	Total [A + B]	22,421,735	1,706,498

Note : 17 Short Terms Loans and Advances

Sr. No	Particulars	₹	₹
		Current Year	Previous Year
1	Others		
	<i>Advance Recoverable in cash or in kind or for value to be considered good</i>		
	Advances	213,841	724,089
	Balance With Revenue Authorities (Indirect Taxes)	2,676,484	3,682,020
	Advance Income Tax/Refund Due	258,026	148,931
	Prepaid Expenses	14,920	-
	Total in ₹	3,163,271	4,555,040



rom

id v
ver,
etin'jeen
den

21

LINCOLN INDUSTRIES LIMITED

Notes Forming Part of the Profit & Loss Accounts as at 31st March, 2012

Note : 18 Revenue From Operations

Sr. No	Particulars	₹	
		Current Year	Previous Year
	Manufactured goods	416,382,311	417,165,828
	Traded goods	109,550,817	189,139,795
	Total in ₹	525,933,128	606,305,623

Note : 19 Other Income


Sr. No	Particulars	₹	
		Current Year	Previous Year
1	Insurance Claim	11,725	-
2	Profit on sale of Fixed Assets	-	70,392
3	Commision Received	6,815	-
4	Cash Discount	-	103,451
5	Interest Received	1,098,033	1,260,140
6	Per Bale Expenses	-	18,900
	Total in ₹	1,116,573	1,452,883

Note : 20 Cost of Material Consumed

Sr. No	Particulars	₹	
		Current Year	Previous Year
a)	<u>PURCHASE OF RAW MATERIALS</u>		
	Narma	455,110,906	386,273,595
	Sub-total (a)	455,110,906	386,273,595
b)	<u>DIRECT/PRODUCTIONS EXPENSES</u>		
2	Wages & Labour	4,414,215	4,092,213
3	Power & Fuel	5,894,341	6,396,927
4	Machinery Repairs	469,073	635,159
5	Stores Consumed	1,400,300	1,721,908
6	Packing Materials Consumed	2,826,125	1,201,346
7	Sundry Repairs	700	16,848
	Sub-total (b)	15,004,753	14,064,401
	Total in ₹	470,115,659	400,337,996

Note : 21 Purchase of Stock-inTrade

Sr. No	Particulars	₹	
		Current Year	Previous Year
1	C/Seed	276,208	5,444,196
2	Yarn	25,042,287	3,440,632
3	Cotton	81,677,259	184,892,220
4	Mustard Seed	1,865,580	-
	Total in ₹	108,861,334	193,777,048



LINCOLN INDUSTRIES LIMITED

Notes Forming Part of the Profit & Loss Accounts as at 31st March, 2012

Note : 22 Change in inventories

Sr. No	Particulars	Current Year	Previous Year
A	Opening Stock		
	Raw Materials	9,592,200	8,711,352
	Finished Goods	7,278,077	6,604,988
	Stock-in-Trade		6,820
	Total A	16,870,277	15,323,160
B	Closing Stock		
	Raw Materials	64,121,185	9,592,200
	Finished Goods	16,153,090	7,278,077
	Stock-in-Trade	4,434,204	-
	Total B	84,708,479	16,870,277
	Total (A - B)	(67,838,202)	(1,547,117)

Note : 23 Employment Benefit Expenses

Sr. No	Particulars	Current Year	Previous Year
1	Salaries & Bonus	1,946,708	2,141,400
2	Staff Welfare	53,335	56,104
3	Contribution to EPF	44,180	71,519
4	Directors' Remuneration	60,000	60,000
	Total in ₹	2,104,223	2,329,023

Note :24 Financial Cost

Sr. No	Particulars	Current Year	Previous Year
1	Bank Charges	94,757	86,673
2	Interest paid	4,475,850	3,042,352
	Total in ₹	4,570,607	3,129,026

Note : 25 Depreciation & Amortised Cost

Sr. No	Particulars	Current Year	Previous Year
1	Depreciation	4,608,349	5,077,791
2	Preliminary Expenses W/O	10,000	10,000
	Total in ₹	4,618,349	5,087,791




LINCOLN INDUSTRIES LIMITED

Notes Forming Part of the Profit & Loss Accounts as at 31st March, 2012

Note . 26 Other Administrative Expenses

Sr. No	Particulars	Current Year	Previous Year
1	Association Fees	4,100	2,500
2	Brokerage	1,129,059	1,134,691
3	Car Expenses	169,581	226,806
4	Insurance Charges	140,039	203,373
5	Legal Expenses	148,277	76,034
6	Postage Expenses	35,861	40,397
7	Rent, Rates & Taxes	207,719	76,540
8	Scooter & Bike Expenses	44,654	48,450
9	Quality Claim	528,892	687,492
10	Stationery Expenses	44,123	33,973
11	Telephone Expenses	97,156	138,486
12	General Expenses	188,322	184,929
13	Travelling Expenses	41,588	58,189
14	Subscription	30,609	35,260
15	Office Expenses	49,150	49,195
16	Advertisement	13,050	14,290
17	Electricity Charges	10,000	10,000
18	Entertainment Expenses	40,470	41,710
19	Computer Expenses	26,400	14,500
20	Building Repairs	1,071,475	748,471
21	Cash Discount	533,557	-
22	Audit Fees	10,112	9,927
23	Loss on Asset Sale	-	52,356
Total in ₹		4,564,193	3,887,569



LINCOLN INDUSTRIES LIMITED

INDIA EXCHANGE PLACE EXTN, ROOM NO.43, 2ND FLOOR, KOLKATA -700 001

BALANCE SHEET ABSTRACT AND COMPANY BUSINESS PROFILE
AS PER PART IV OF SCHEDULE VI OF THE COMPANIES ACT, 1956

INDIA EXCHANGE PLACE EXTN. FLOOR 001 / 3353 LAM : LINC EXP

(AMOUNT)
(In Rs' 000)

REGISTRATION DETAILS

Registration No : 35957
State Code : 21
Balance Sheet Code : 31/03/2012

CAPITAL RAISED DURING THE YEAR

Public Issue : NIL
Rights Issue : NIL
Bonus Issue : NIL
Private Placement : NIL

any will be
oor, Room
ansact the

POSITION OF MOBILIZATION AND DEPLOYMENT OF FUNDS

Total Liabilities : 173863
Total Assets : 173863

t and Loss
ectors' and

SOURCES OF FUNDS

Paid up Capital : 52450
Reserves & Surplus : 13670
Share application : NIL
Secured Loans : 56724
Unsecured Loans : NIL
Deferred Tax Liability : 784
Current Liabilities : 50234

oy rotation

from the
xt Annual

APPLICATION OF FUNDS

Net Fixed Assets : 36165
Investments : 803
Current Assets : 136873
Misc. Expenditure : 20
Accumulated losses : NIL

PERFORMANCE OF THE COMPANY

Total Turnover : 527050
Total Expenditure : 526996
Profit Before Tax : 54
Profit After Tax : (28)
Earning per Share (In Rs) : (0.12)
Dividend Rate (%) : NIL

osed from

5. GENERIC NAMES OF PRINCIPAL PRODUCTS/ SERVICES OF THE COMPANY

(As per Monetary Terms)

Item Code No : N. A.
Product Description : N. A.

and vote
ever, the
eeting.

Signed for the purpose of Identification

B. Singhania
(Binay Kumar Singhania)

Membership No. 057889

For and on behalf of

BKS & CO

Firm Registration # 325718E

Chartered Accountants

Place: Kolkata

Dated: 30/05/2012



FOR LINCOLN INDUSTRIES LIMITED
Director
FOR LINCOLN INDUSTRIES LIMITED
Director

een under
emat your